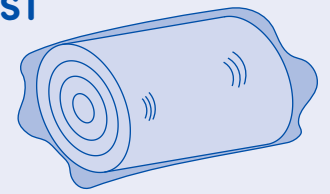


# battat®

Childhood Is Magical!  
Hop In Ball Pit™



## PARTS LIST

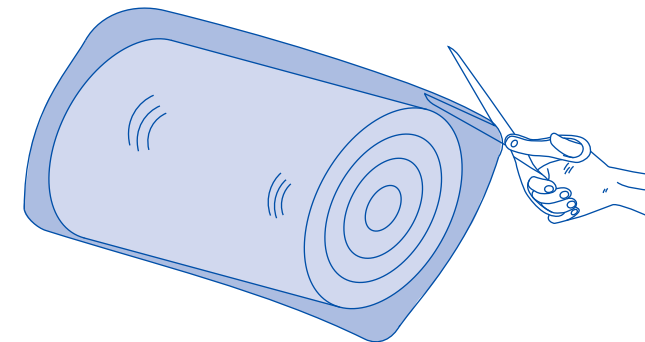


1 foam ball pit

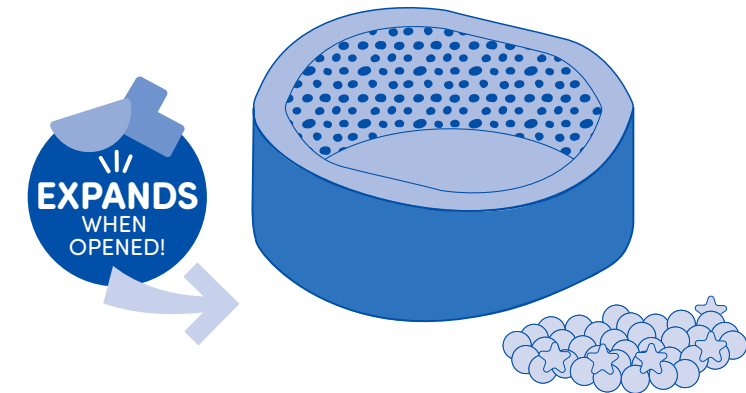
68 balls

12  
m+

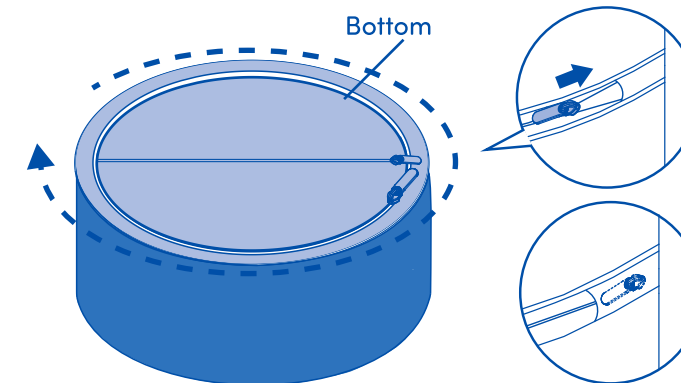
- 1** Cut open the packaging  
**CAUTION:** Use scissors carefully to avoid cutting the ball pit!



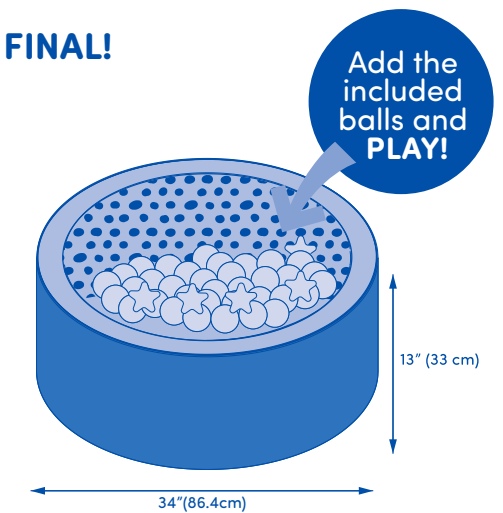
- 2** Ball pit expands when opened



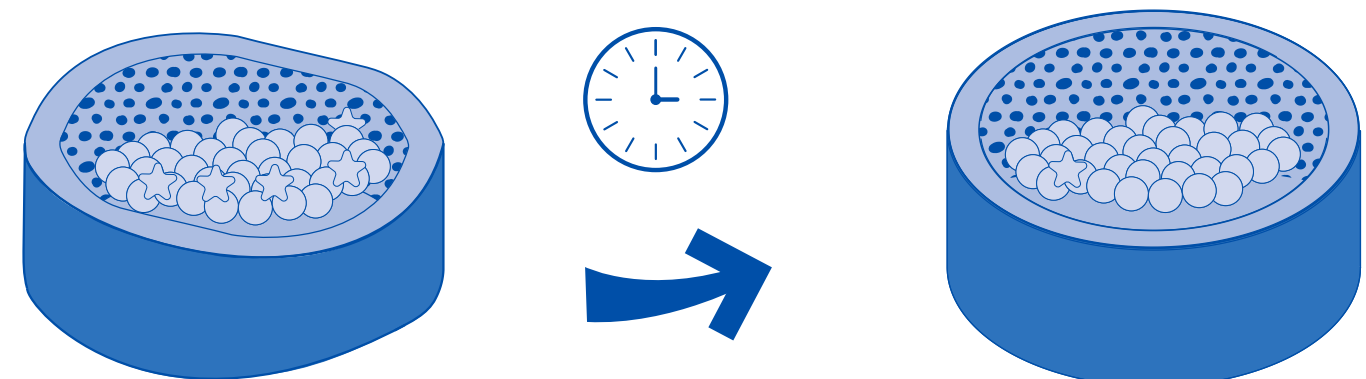
- 3** Close the zipper and make sure the pull tab is fully hidden beneath the lining to prevent children from unzipping the ball pit.



- 4 FINAL!**



**NOTE:** Ball pit may need up to 48 hours to expand to its full shape. Playing in the ball pit right away can help speed up the process.



**TIP:** If you notice a slight deformation, simply use a blow dryer (at a normal temperature) to correct the shape. Blow on the ball pit at a 4-inch (10cm) distance.

- You can also fill the ball pit with pillows and blankets to correct the shape.



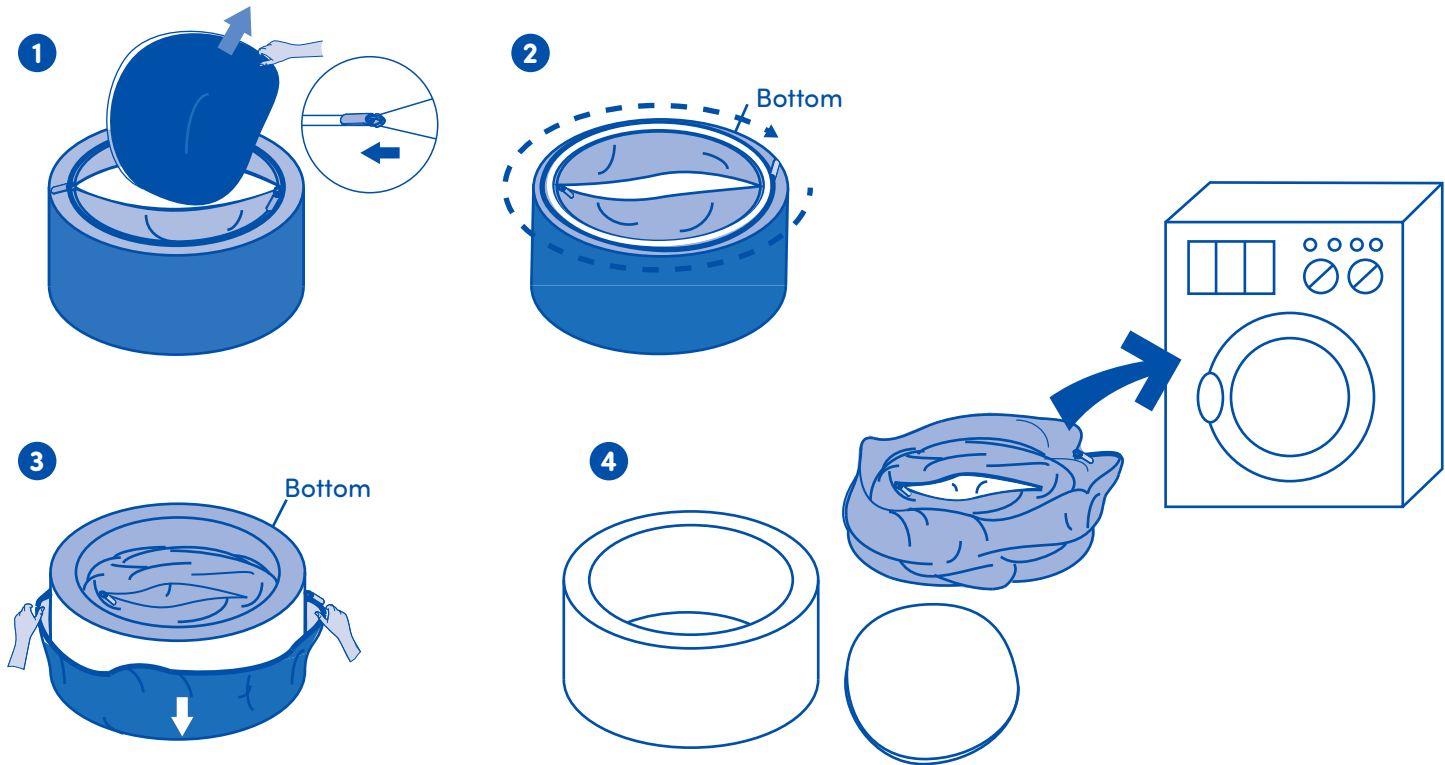
**CAUTION:** Do not keep the blow dryer focused on one spot. Be sure to move the blow dryer from side to side.

**WASHING INSTRUCTIONS:**

Remove the cover  
Do NOT wash the foam piece  
Machine-wash at max. 30°C/86°F  
Do NOT bleach  
Tumble dry on low  
Do NOT iron  
Do NOT dry clean

**OPTIONS FOR WRINKLE REMOVAL:**

- Wipe the cover with a damp washcloth and dry it with a blow dryer
- Iron the cover with a steam iron without direct contact (do NOT use a dry iron)
- For the best results, wash and dry the cover



© 2025 MAISON BATTAT INC.  
Manufactured for Maison Battat Inc.  
8440 Darnley Road, Montreal, P.Q. H4T 1M4  
Designed by Maison Battat Inc.  
Battat® is a registered trademark of Maison Battat Inc.  
Made In China.  
All Battat® products meet all US standards.  
Colors may vary.  
Please retain this information for future reference.  
Please remove all packaging materials before giving to children.

**WARNING!** Keep away from fire and heat sources to avoid permanent damage to the product.  
Adult Assembly required.

**HOW TO REPLACE THE COVER AFTER WASHING IT:**

