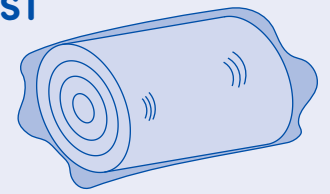


battat®

Childhood Is Magical!
Hop In Ball Pit™



PARTS LIST

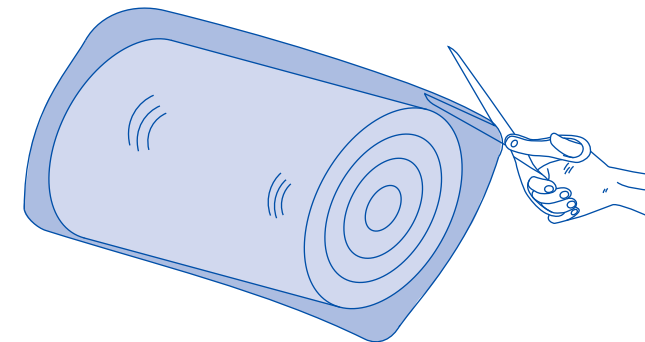


1 foam ball pit


68 balls

12
m+

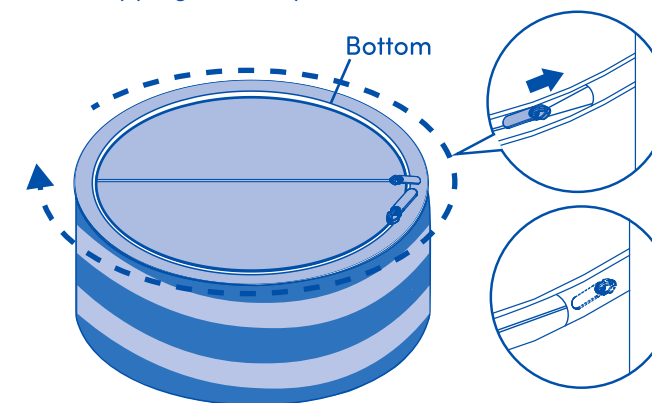
- 1** Cut open the packaging
CAUTION: Use scissors carefully to avoid cutting the ball pit!



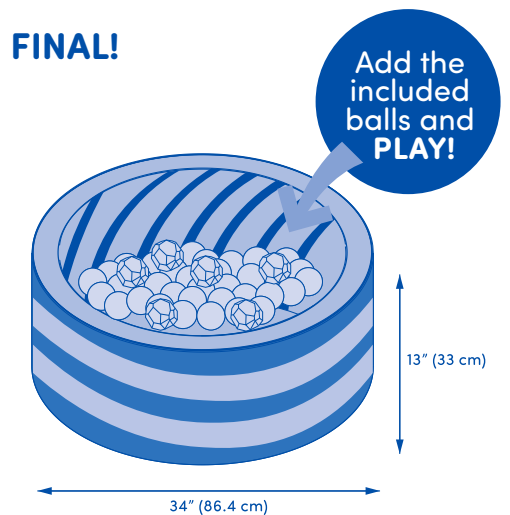
- 2** Ball pit expands when opened




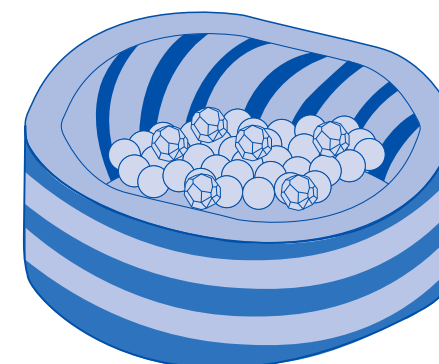
- 3** Close the zipper and make sure the pull tab is fully hidden beneath the lining to prevent children from unzipping the ball pit.



- 4 FINAL!**



NOTE: Ball pit may need up to 48 hours to expand to its full shape. Playing in the ball pit right away can help speed up the process.



TIP: If you notice a slight deformation, simply use a blow dryer (at a normal temperature) to correct the shape. Blow on the ball pit at a 4-inch (10cm) distance.

- You can also fill the ball pit with pillows and blankets to correct the shape.



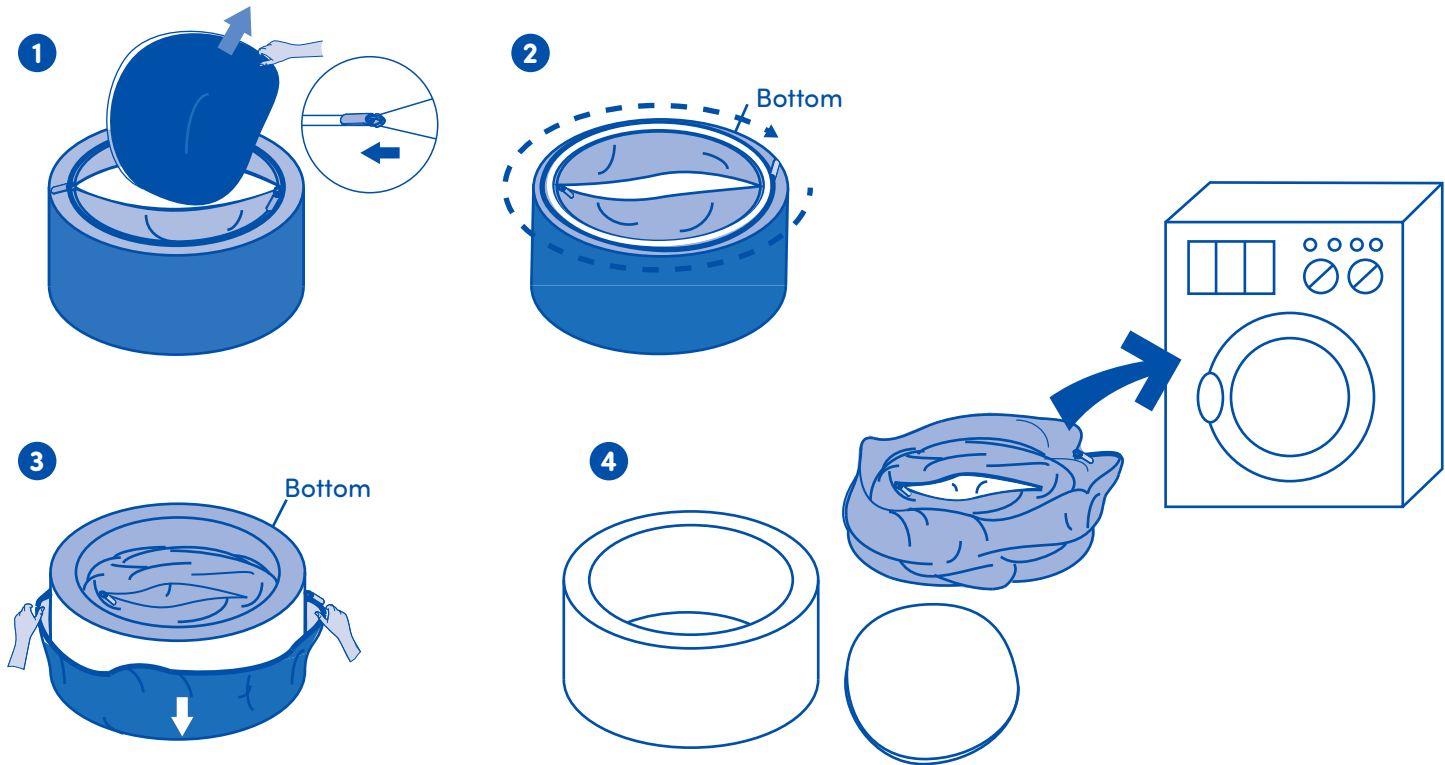
CAUTION: Do not keep the blow dryer focused on one spot. Be sure to move the blow dryer from side to side.

WASHING INSTRUCTIONS:

Remove the cover
Do NOT wash the foam piece
Machine-wash at max. 30°C/86°F
Do NOT bleach
Tumble dry on low
Do NOT iron
Do NOT dry clean

OPTIONS FOR WRINKLE REMOVAL:

- Wipe the cover with a damp washcloth and dry it with a blow dryer
- Iron the cover with a steam iron without direct contact (do NOT use a dry iron)
- For the best results, wash and dry the cover



© 2025 MAISON BATTAT INC.
Manufactured for Maison Battat Inc.
8440 Darnley Road, Montreal, P.Q. H4T 1M4
Designed by Maison Battat Inc.
Battat® is a registered trademark of Maison Battat Inc.
Made In China.
All Battat® products meet all US standards.
Colors may vary.
Please retain this information for future reference.
Please remove all packaging materials before giving to children.

WARNING! Keep away from fire and heat sources to avoid permanent damage to the product.
Adult Assembly required.

HOW TO REPLACE THE COVER AFTER WASHING IT:

