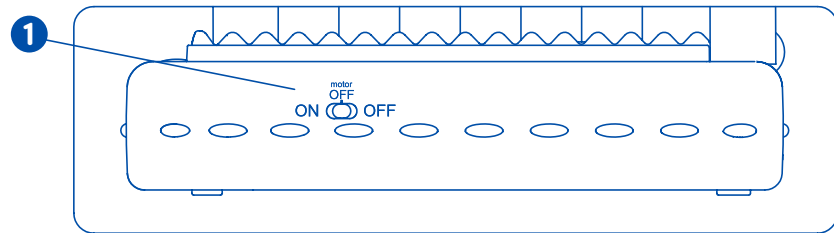
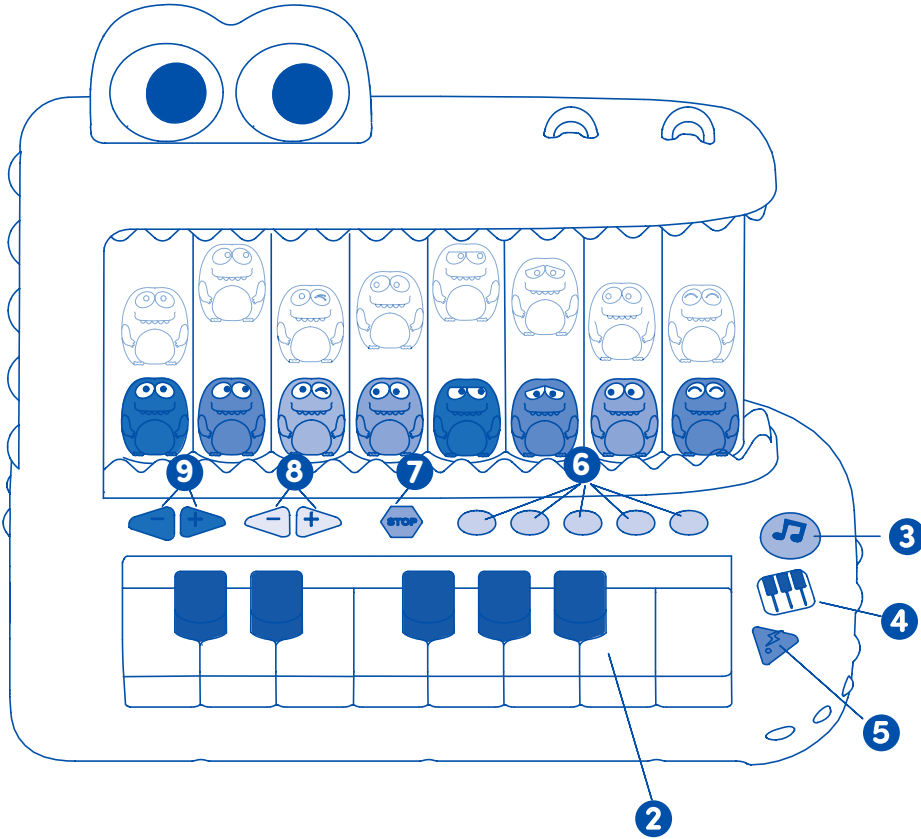
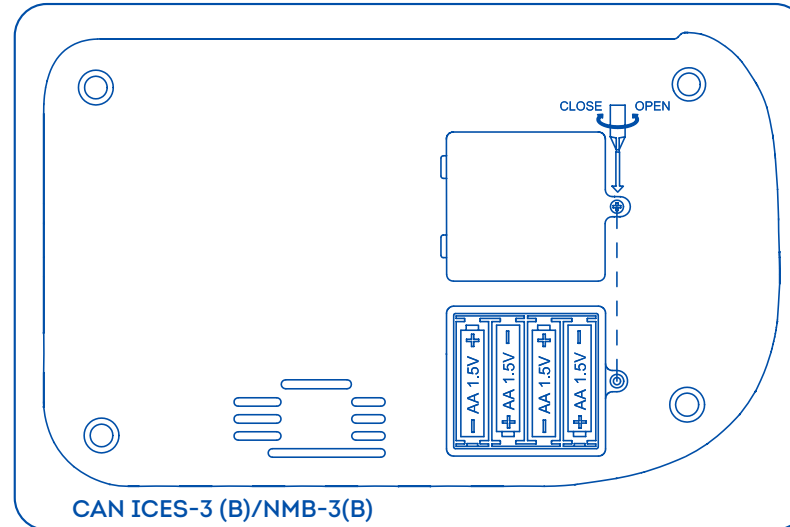


FUNCTIONS:

CROCO POP PIANO™



1. **ON/Motor OFF/OFF Switch:** Slide to turn ON, to turn the crocodile popping action OFF, or to turn the piano OFF.
2. **Piano Keys:** White piano keys activate the baby crocodile popping motion.
3. **Fun Songs:** 6 fun songs to listen to or play along with! Press the button again to jump to the next song.
4. **Melody Mix:** 6 pre-recorded nursery rhymes. Keep pressing the piano keys to hear the whole song. Press the button again to jump to the next song.
5. **Funky Sounds:** 13 silly sound effects. Each key makes a different sound.
6. **Sound Modes:** 5 sound modes to choose from: PIANO, MARIMBA, STEEL DRUM, BANJO, and VOICE-DOO.
7. **STOP button:** Stop whatever is playing. Take a break at any time!
8. **TEMPO control:** Left arrow slows the music down. Right arrow speeds things up.
9. **VOLUME control:** Left arrow lowers the volume and right arrow increases it.
10. **Lights:** LEDs will flash once the piano is turned ON and when keys or buttons are pressed.
11. **Moving Eyes:** Move the eyes manually to see them roll.



REPLACING BATTERIES

Requires 4 x AA (1.5V). Batteries included. Non-rechargeable batteries are not to be recharged. Rechargeable batteries are to be removed from the toy before being charged. Rechargeable batteries are only to be charged under adult supervision. Different types of batteries or new and used batteries are not to be mixed. Only batteries of the same or equivalent type as recommended are to be used. Batteries are to be inserted with the correct polarity. Exhausted batteries are to be removed from the toy. The supply terminals are not to be short-circuited. ATTENTION: When the module's functions lose performance, follow instructions carefully to install new batteries.

This device complies with Part 15 of the FCC Rules. Operation is subject to the following two conditions: (1) this device may not cause harmful interference, and (2) this device must accept any interference received, including interference that may cause undesired operation. Warning: Changes or modifications to this unit not expressly approved by the party responsible for compliance could void the user's authority to operate the equipment. NOTE: This equipment has been tested and found to comply with the limits for a Class B digital device, pursuant to Part 15 of the FCC Rules. These limits are designed to provide reasonable protection against harmful interference in a residential installation. This equipment generates, uses and can radiate radio frequency energy and, if not installed and used in accordance with the instructions, may cause harmful interference to radio communications. However, there is no guarantee that interference will not occur in a particular installation. If this equipment does cause harmful interference to radio or television reception, which can be determined by turning the equipment off and on, the user is encouraged to try to correct the interference by one or more of the following measures: • Reorient or relocate the receiving antenna. • Increase the separation between the equipment and receiver. • Connect the equipment into an outlet on a circuit different from that to which the receiver is connected. • Consult the dealer or an experienced radio/TV technician for help.

© 2024 MAISON BATTAT INC.
Manufactured for Maison Battat Inc.
8440 Darnley Road, Montreal, P.Q. H4T 1M4
Designed by Maison Battat Inc.
Battat[®] is a registered trademark of
Maison Battat Inc. Made in China.
All Battat[®] products meet all US safety
standards. Colours may vary.
Please retain this information for future reference.
Please remove all packaging materials before
giving to children.

Waste electrical products and old batteries should not be disposed with household waste. Help protect the environment by reusing & recycling. Check with your local authority or retailer for recycling advice.

